



**AGENDA  
MEETING OF THE  
WATER SUSTAINABILITY COMMITTEE  
VISTA IRRIGATION DISTRICT  
WEDNESDAY, MAY 23, 2018 – 9:00 AM  
1391 Engineer Street, Vista, CA 92081-8840**

*In compliance with the Americans with Disabilities Act, if special assistance is needed to participate in the Committee meeting, please contact the Board Secretary during regular business hours at (760) 597-3128. Notification received 48 hours before the meeting will enable the District to make reasonable accommodations.*

**1. CALL TO ORDER**

**2. ROLL CALL**

**3. CONSIDER APPROVAL OF AGENDA**

In the case of an emergency, items may be added to the Agenda by a majority vote of the Committee. An emergency is defined as a work stoppage, a crippling disaster, or other activity that severely imperils public health, safety, or both. Also, items that arise after the posting of the Agenda may be added by a 2/3 vote of the Committee.

**4. PUBLIC COMMENT TIME**

Public comment time on items not appearing on the agenda will be limited to 5 minutes per person and 15 minutes per subject. The Committee may find it necessary to limit total time allowable for all public comment on items not appearing on the agenda at any one meeting to one hour. Persons desiring longer public comment time and/or action on specific items shall contact the Secretary and request that the item be placed on the agenda for the next regular meeting of the Board of Directors.

**5. 2018 WATERSMART LANDSCAPE CONTEST**

*Recommendation: Review submittals and select a winner of Vista Irrigation District's 2018 WaterSmart Landscape Contest.*

**6. COMMENTS BY COMMITTEE MEMBERS**

*This item is placed on the agenda to enable individual Committee members to convey information not requiring discussion or action.*

**7. ADJOURNMENT**


*NOTE: ITEMS ON THE AGENDA MAY BE TAKEN OUT OF SEQUENTIAL ORDER AS  
THEIR PRIORITY IS DETERMINED BY THE COMMITTEE*

- *The agenda package and materials related to an agenda item submitted after the packet's distribution to the Committee, are available for public review in the lobby of the District office during normal business hours.*
- *Agendas and minutes are available at [www.vidwater.org](http://www.vidwater.org).*
- *VID Board meetings are generally held on the first and third Wednesday of each month.*

**AFFIDAVIT OF POSTING**

I, Lisa R. Soto, Board Secretary of the Vista Irrigation District, hereby certify that I posted a copy of the foregoing agenda in the lobby of the District office at 1391 Engineer Street, Vista, California at least 72 hours prior to the meeting, in accordance with Govt. Code Sec. 54954.2(a).

Date: May 15, 2018

  
\_\_\_\_\_  
Lisa R. Soto, Board Secretary

 **VISTA  
IRRIGATION  
DISTRICT**  
**WATER SUSTAINABILITY  
COMMITTEE  
STAFF REPORT**

**Agenda Item: 5**

**Meeting Date: May 23, 2018**  
**Prepared By: Brent Reyes**  
**Reviewed By: Brett Hodgkiss**  
**Approved By: Eldon Boone**

**SUBJECT:** 2018 WATERSMART LANDSCAPE CONTEST

**RECOMMENDATION:** Review submittals and select a winner of Vista Irrigation District's 2018 WaterSmart Landscape Contest.

**PRIOR BOARD ACTION:** At its May 24, 2017 meeting, the Board awarded a gift certificate and plaque to the winner of Vista Irrigation District's 2017 WaterSmart Landscape Contest.

**FISCAL IMPACT:** \$300.

**SUMMARY:** The District was asked to take part in the 2018 WaterSmart Landscape Contest jointly coordinated and promoted, but individually judged, by participating agencies. The District accepted the invitation and joined eleven other local agencies (Helix Water District, Olivenhain Municipal Water District, Otay Water District, Padre Dam Municipal Water District, San Dieguito Water District, Sweetwater Authority, Vallecitos Water District, California American Water, and the cities of Escondido, Oceanside and San Diego) in participating in the landscape contest. The landscape contest winner receives a \$250 gift certificate to a local nursery from the participating agency.

**DETAILED REPORT:** This is the sixth straight year the District has participated in the landscape contest. Promotional materials were emailed to customers who participated in the Metropolitan Water District of Southern California's turf removal program. Additional landscape contest promotional efforts included: contributing to an ad placed in the Horticultural Society's newsletter, advertising the contest in the 2018 Water Awareness Calendar, placing promotional materials in the lobby and announcing the contest on the District's website. The District received nine applications by the April 30, 2018 deadline.

Water Sustainability Committee members Vásquez and Sanchez are the judges for the contest. A \$250 gift certificate and plaque will be presented to the landscape contest winner at the June 6, 2018 Board meeting. The winner's landscape will be featured at [www.landscapecontest](http://www.landscapecontest) as well as on the District's website.

**ATTACHMENTS:** Contest Judging Criteria  
WaterSmart Landscape Contest Applications

## **JUDGING CRITERIA**

### **Overall Attractiveness:**

- Curb appeal
- Pleasing color, form, texture and contour
- Plants are well maintained
- Weeds kept to a minimum

### **Appropriate Plant Selection:**

- Climate-appropriate plant palette
- Minimal or functional turf
- Functional landscape
- Plants meet needs of owners

### **Design:**

- Landscape is able to thrive with less water
- Adequate plant coverage and permeable soils
- Takes advantage of site features like shade, micro-climates, or low-lying flood areas
- Landscape also meets needs of owners

### **Appropriate Maintenance:**

- Mulch
- Weeds kept to a minimum
- Plants are neat, tidy and attractive

### **Efficient Methods of Irrigation:**

- Uses appropriate irrigation equipment for plant material such as drip irrigation or efficient rotating spray nozzles
- Water consumption is appropriate to area
- Uses smart controllers or irrigation sensors
- Irrigation is supplemented with rainwater capture or other water

# Landscape Contest

**CONTEST ENTRY DEADLINE: APRIL 30, 2018**

Account Owner's Name:

Account Number:

Property Address:

Owner's Phone#:

City & Zip Code:

Owner's Email:

**Irrigation System and Irrigation Schedule:**

Please describe your irrigation system components (drip line, rotating sprinkler heads, rain barrels, laundry to landscape/graywater, etc.) and irrigation schedule (approximate number of minutes per cycle and cycles per week, run at only certain times of year - summer only, etc.)

- Hand watered with hose/pail.
- Some rainwater used early Spring
- Once a week water in Summer
- Little to no water used from Fall - Spring

Approximate Date of Landscape Installation or Re-Landscaping Project:

By signing the contest application, I authorize publication of photographs I have submitted (or those taken by others) of my landscape, and my name for the purpose of promoting water efficiency programs.

Your local water agency will not publish the address of the contest winner without the account owner's consent in order to protect privacy.

Signature of Account Holder:

Date Signed:

Required materials to include with this signed application form:

- Photos of your landscape
  - ✓ Include an overall view or "curb appeal" as viewed from the street.
  - ✓ Before and after photos are great too if you have them.
  - ✓ 10 photos maximum. Your water agency may visit your property to take additional photos.
  - ✓ Maximum size of all photos combined attached to your submitted email should be 8 MB (NO LARGER). Please reduce the size of each of your photos if they are larger than 1 MB each.
- List of the water-wise plants in your landscape
- A written explanation of why you elected to install a WaterSmart landscape, the design and installation process and any unexpected benefits. We want to hear your story!

How did you hear about this landscape contest? (Example: Poster at a local garden, water agency newsletter, etc.)

Send this contest application form, the items listed above, and photos to your water agency's email address or postal mail address listed on [www.watersmartsd.org/news/watersmart-landscape-contest](http://www.watersmartsd.org/news/watersmart-landscape-contest)

## List of Plants:

Common Yarrow (*Achillea millefolium*)

Black Sage (*Salvia mellifera*)

White Sage (*Salvia apiana*)

Showy Penstemon (*Penstemon spectabilis*)

California fuchsia (*Epilobium canum*)

Pointleaf Manzanita (*Arctostaphylos pungens*)

California Buckwheat (*Eriogonum fasciculatum*)

California Poppy (*Eschscholzia californica*)

Woolly Blue Curls (*Trichostema lanatum*)

Chalk Dudleya (*Dudleya pulverulenta*)

## Summary:

The WaterSmart program is one that is very close to my heart, because it is actually what helped us convert our water wasting lawn into a beautiful California native plant habitat. The reason for doing so was of course to save water, but it was also to create a life supporting habitat for birds, bees and butterflies. Much of what California used to look like is gone and it was our hope to bring

back the wild heritage of natural San Diego, while also making it human friendly. In the Summer of 2015 we were approved by the SD Water Smart rebate program to start removing our lawn. Months later in the fall we started to install about 12 different varieties of native plants. Only about 6 months after we started seeing amazing results in growth rate and abundant flower blooms! Before the design was strictly to mimic nature, but over the years we have added many paths to enjoy the plants and numerous bioswales which helps rainwater stay on the property instead of going straight to the storm drains. Now 3 years later, we are stunned at just how beautiful it has become. There are so many amazing bees and butterflies you've never seen before, and the birds love it! It is now a hotspot for pollinators and a cosy environment for people to relax in. One of my favorite things about the yard is the smell! It smells like hiking through California! One of the biggest surprises to us is how many compliments people give. Who knew wild plants could be so beautiful and

work so well in a neighborhood? I have now dedicated my life to teaching others about California native drought tolerant plants and hope to create a successful business installing these types of landscapes for others! Thanks WaterSmart!




















# WaterSmart Landscape Contest

**CONTEST ENTRY DEADLINE: APRIL 30, 2018**

Account Owner's Name:

Account Number:

Property Address:

Owner's Phone#:

City & Zip Code:

Owner's Email:

**Irrigation System and Irrigation Schedule:**

*Please describe your irrigation system components (drip line, rotating sprinkler heads, rain barrels, laundry to landscape/graywater, etc.) and irrigation schedule (approximate number of minutes per cycle and cycles per week, run at only certain times-of-year - summer-only, etc.)*

Approximate Date of Landscape Installation or Re-Landscaping Project:

By signing the contest application, I authorize publication of photographs I have submitted (or those taken by others) of my landscape, and my name for the purpose of promoting water efficiency programs.

**Your local water agency will not publish the address of the contest winner without the account owner's consent in order to protect privacy.**

Signature of Account Holder:

Date Signed:

Required materials to include with this signed application form:

- Photos of your landscape
  - ✓ Include an overall view or "curb appeal" as viewed from the street.
  - ✓ Before and after photos are great too if you have them.
  - ✓ 10 photos maximum. Your water agency may visit your property to take additional photos.
  - ✓ Maximum size of all photos combined attached to your submitted email should be 8 MB (NO LARGER). Please reduce the size of each of your photos if they are larger than 1 MB each.
- List of the water-wise plants in your landscape - *Alde tree and various succulents*
- A written explanation of why you elected to install a WaterSmart landscape, the design and installation process and any unexpected benefits. **We want to hear your story!**

How did you hear about this landscape contest? (Example: Poster at a local garden, water agency newsletter, etc.)

Send this contest application form, the items listed above, and photos to your water agency's email address or postal mail address listed on [www.watersmart.org/news/watersmart-landscape-contest](http://www.watersmart.org/news/watersmart-landscape-contest)

























# WaterSmart

## Landscape Contest



**CONTEST ENTRY DEADLINE: APRIL 30, 2018**

Account Owner's Name:

Property Address:

City & Zip Code:

Account Number:

Owner's Phone#:

Owner's Email:

### Irrigation System and Irrigation Schedule:

*Please describe your irrigation system components (drip line, rotating sprinkler heads, rain barrels, laundry to landscape/graywater, etc.) and irrigation schedule (approximate number of minutes per cycle and cycles per week, run at only certain times of year - summer only, etc.)*

### Approximate Date of Landscape Installation or Re-Landscaping Project:

By signing the contest application, I authorize publication of photographs I have submitted (or those taken by others) of my landscape, and my name for the purpose of promoting water efficiency programs.

**Your local water agency will not publish the address of the contest winner without the account owner's consent in order to protect privacy.**

Signature of Account Holder:

Date Signed:

Required materials to include with this signed application form:

- Photos of your landscape
  - ✓ Include an overall view or "curb appeal" as viewed from the street.
  - ✓ Before and after photos are great too if you have them.
  - ✓ 10 photos maximum. Your water agency may visit your property to take additional photos.
  - ✓ Maximum size of all photos combined attached to your submitted email should be 8 MB (NO LARGER). Please reduce the size of each of your photos if they are larger than 1 MB each.
- List of the water-wise plants in your landscape
- A written explanation of why you elected to install a WaterSmart landscape, the design and installation process and any unexpected benefits. **We want to hear your story!**

How did you hear about this landscape contest? (Example: Poster at a local garden, water agency newsletter, etc.)

Send this contest application form, the items listed above, and photos to your water agency's email address or postal mail address listed on [www.watersmartsd.org/news/watersmart-landscape-contest](http://www.watersmartsd.org/news/watersmart-landscape-contest)

## **Irrigation System and Irrigation Schedule**

We use a combination of rotating heads, drip line and ollas to provide supplemental irrigation during the hot months. Our irrigation controller (Rachio) is an internet runtimes based on local weather

## Plant List

### California Natives

Achillea millefolium paprika - Yarrow

Iris Pacific Coast Hybrids

Arctostaphylos Sentinel - Sentinel manzanita

Arctostaphylos densiflora 'Howard McMinn - Howard McMinn manzanita

Ceanothus Dark Star - Dark Star ceanothus

Ceanothus gloriosus 'Anchor Bay' - Anchor Bay ceanothus

Erigeron glaucus Arthur Menzies - Arthur Menzies seaside daisy

Hesperaloe parviflora - Red yucca

Juncus patens - California grey rush

Monardella villosa - Coyote mint

Muhlenbergia rigens - Deer grass

Salvia clevelandii - Cleveland sage

Salvia leucophylla Amethyst bluff - Amethyst bluff sage

Salvia sonomensis 'Bee's Bliss' - Bee's bliss sage

Salvia apiana - White sage

Salvia mellifera - Black sage

Salvia 'Rubin's Baby' - 'Rubin's Baby' sage

Salvia 'Starlight' - Starlight sage

Verbena lilacina 'paseo rancho' - Paseo Rancho verbena

Epilobium canum - California fuchsia

Lepechinia fragrans - Wallace's pitcher plant

Encelia californica - California brittlebush

Rhamnus californica - Little sur coffeeberry

Quercus agrifolia - Coast live oak

### Edibles

Fig - Diana and Panache

Persimmon - Fuyu

Apple - Anna

Avocado - Hass

Peach - Feicheng Tao

Kumkuat - Nagami

Lime - Bearss

Mandarin/ Tangelo - Kishu

Lemon - Pink Lemonade

Cherry - Royal Lee & Minni Lee

Artichoke

Rhubarb - Gaskins Perpetual

Nectarine - Desert Delight

Gauva

















# WaterSmart

## Landscape Contest



**CONTEST ENTRY DEADLINE: APRIL 30, 2018**

Account Owner's  
Name:

Terri Fuller

Account Number:

Property Address:

Owner's Phone#:

City & Zip Code:

Owner's Email:

### Irrigation System and Irrigation Schedule:

*Please describe your irrigation system components (drip line, rotating sprinkler heads, rain barrels, laundry to landscape/graywater, etc.) and irrigation schedule (approximate number of minutes per cycle and cycles per week, run at only certain times of year - summer only, etc.)*

I hand water every couple of weeks the few succulents I have. Still working on some of the finer details, new fence with mural and blue painted rocks for the water feature

Approximate Date of Landscape Installation or Re-Landscaping Project:

April 2016

By signing the contest application, I authorize publication of photographs I have submitted (or those taken by others) of my landscape, and my name for the purpose of promoting water efficiency programs.

**Your local water agency will not publish the address of the contest winner without the account owner's consent in order to protect privacy.**

Signature of Account Holder: Terri Fuller

Date Signed: 3.30.18

Required materials to include with this signed application form:

- Photos of your landscape
  - ✓ Include an overall view or "curb appeal" as viewed from the street.
  - ✓ Before and after photos are great too if you have them.
  - ✓ 10 photos maximum. Your water agency may visit your property to take additional photos.
  - ✓ Maximum size of all photos combined attached to your submitted email should be 8 MB (NO LARGER). Please reduce the size of each of your photos if they are larger than 1 MB each.
- List of the water-wise plants in your landscape
- A written explanation of why you elected to install a WaterSmart landscape, the design and installation process and any unexpected benefits. **We want to hear your story!**

How did you hear about this landscape contest? (Example: Poster at a local garden, water agency newsletter, etc.)

From VID

Send this contest application form, the items listed above, and photos to your water agency's email address or postal mail address listed on [www.watersmartsd.org/news/watersmart-landscape-contest](http://www.watersmartsd.org/news/watersmart-landscape-contest)

## Story


I am 63 years young and the yard was getting to be too much for me to handle after my husband passed away. I wanted to keep with a nautical theme so took all the grass out and put in artificial with rocks and easy plants. I put in a few kangaroo paws, society garlic and a few other succulents that I can just hand water every couple of weeks. I tried to make it as easy and maintenance free as possible. I put in rocks all along the back wall with a ship wreacked boat. I still have to finish this part, am going to paint small rocks left over from the walk area 3 shades of turquoise and make like a big water feature at the base of the boat and I have blue solar fairy lights to put in the rocks for night time. Am going to put up a wooden fence between me and the neighbor and paint an ocean mural on it painting the trunks of his queen palms on the fence giving it a 3d effect. Enjoy















# WaterSmart

## Landscape Contest



**CONTEST ENTRY DEADLINE: APRIL 30, 2018**

Account Owner's  
Name:

Carol R. Holladay

Account Number:

Property Address:

Owner's Phone#:

City & Zip Code:

Owner's Email:

### Irrigation System and Irrigation Schedule:

*Please describe your irrigation system components (drip line, rotating sprinkler heads, rain barrels, laundry to landscape/graywater, etc.) and irrigation schedule (approximate number of minutes per cycle and cycles per week, run at only certain times of year - summer only, etc.)*

Inside my front gate, the irrigation system is completely capped off. A tree, plants and grass were removed and replaced with sand and a putting green; so no water is required, there. Unexpected benefits were new friends in the neighborhood, who like playing golf & putting and also, a lower water bill. Outside the gate two (2) diseased trees have also been removed.


Approximate Date of Landscape Installation or Re-Landscaping Project:

March, 2015

By signing the contest application, I authorize publication of photographs I have submitted (or those taken by others) of my landscape, and my name for the purpose of promoting water efficiency programs.

**Your local water agency will not publish the address of the contest winner without the account owner's consent in order to protect privacy.**

Signature of Account Holder:

Carol R. Holladay 

Date Signed: 3/6/18

Required materials to include with this signed application form:

- Photos of your landscape
  - ✓ Include an overall view or "curb appeal" as viewed from the street.
  - ✓ Before and after photos are great too if you have them.
  - ✓ 10 photos maximum. Your water agency may visit your property to take additional photos.
  - ✓ Maximum size of all photos combined attached to your submitted email should be 8 MB (NO LARGER). Please reduce the size of each of your photos if they are larger than 1 MB each.
- List of the water-wise plants in your landscape
- A written explanation of why you elected to install a WaterSmart landscape, the design and installation process and any unexpected benefits. **We want to hear your story!**

How did you hear about this landscape contest? (Example: Poster at a local garden, water agency newsletter, etc.)

Brent Reyes, Water Conservation Specialist, Vista Irrigation District

Send this contest application form, the items listed above, and photos to your water agency's email address or postal mail address listed on [www.watersmartsd.org/news/watersmart-landscape-contest](http://www.watersmartsd.org/news/watersmart-landscape-contest)

My primary goals were to not have to pay a gardener every month to clean up the yard, saves time and money on water & maintenance; but remains useful and attractive. I live on the second (2<sup>nd</sup>) hole [fairway] of the Shadowridge Golf Course; so, the best possible of all worlds was for me to get rid of the grass, plants and weeds and to replace them with a putting green. Wow, what a great decision.

No more weeds, no more water bills for that area, no upkeep, no maintenance required. A nice rebate and year-round fun.

An unexpected benefit has been meeting new friends in the neighborhood who enjoy golf and putting; as well as, being a great conversational piece with others who come and go. Friends and family including non-golfers have fun trying out their putting skills.

### **Judging Criteria:**

Curb appeal is much nicer without the two trees on the outside of the gate. They were relocated elsewhere. But the main change was done inside the gate. Before and after photos attached.

Weeds are kept to a minimum ... Zero, actually ... no weeds.

Functional Turf is a very nice (and fun) putting green

Design and landscape meets owner needs ... to practice my golf game ... putting skills. There is sand below; so, the ground is permeable and water soaks in well; no flooding. Water also soaks inside the flag stick holes; with or without them being removed.

Water consumption is appropriate to area ... NONE! 😊

Carol Holladay











To: Brent Reyes



# Landscape Contest

**CONTEST ENTRY DEADLINE: APRIL 30, 2018**

Account Owner's Name: Paula Madson + ERIC MADSON

Account Number: [Redacted]

Property Address: [Redacted]

Owner's Phone#: [Redacted]

City & Zip Code: [Redacted]

Owner's Email: [Redacted]

**Irrigation System and Irrigation Schedule:**

Please describe your irrigation system components (drip line, rotating sprinkler heads, rain barrels, laundry to landscape/graywater, etc.) and irrigation schedule (approximate number of minutes per cycle and cycles per week, run at only certain times of year - summer only, etc.)

Please see attached

**Approximate Date of Landscape Installation or Re-Landscaping Project:**

July 2016

By signing the contest application, I authorize publication of photographs I have submitted (or those taken by others) of my landscape, and my name for the purpose of promoting water efficiency programs.

Your local water agency will not publish the address of the contest winner without the account owner's consent in order to protect privacy.

Signature of Account Holder: Paula Madson *Paula Madson*

Date Signed: 4/25/2018

**Required materials to include with this signed application form:**

- Photos of your landscape
  - ✓ Include an overall view or "curb appeal" as viewed from the street.
  - ✓ Before and after photos are great too if you have them.
  - ✓ 10 photos maximum. Your water agency may visit your property to take additional photos.
  - ✓ Maximum size of all photos combined attached to your submitted email should be 8 MB (NO LARGER). Please reduce the size of each of your photos if they are larger than 1 MB each.
- List of the water-wise plants in your landscape
- A written explanation of why you elected to install a WaterSmart landscape, the design and installation process and any unexpected benefits. We want to hear your story!

How did you hear about this landscape contest? (Example: Poster at a local garden, water agency newsletter, etc.)

email

Send this contest application form, the items listed above, and photos to your water agency's email address or postal mail address listed on

## 2018 WaterSmart Landscape Contest

Entry: Paula and Eric Madson

Address:

Phone:

Account:



### Project Description and Plant List

---

- We replaced about 700 square feet of grass in our backyard with Eco-Olive-80 artificial turf.
- We replaced the annual flowers and roses in the center planter with a variety of succulents such as : Echeveria elegans, Haworthia cooperi, Haworthia limifolia, Aloe Brevifolia, Tiger tooth aloe jade plant, Burro's tail, Aloe vera, sempervivum, Stonecrop, Plush plant, Dudleya, Pig's Ear, Zwartkop, and aloe aristata.
- We put in drought-tolerant flowering Duranta vines and pruned them into small trees around the edge of the yard and on the top of the slope bank to provide color.
- On the slope bank, my husband created several small planter area with retaining walls to avoid water run-off, to provide better planting areas, and to enhance the aesthetics of the overall slope bank.
- As slope bank plants needed replacing, we replaced them succulents such as aloe plants, flame plants, rosettes, Graptosedum, Zwartkop, etc.
- Added rocks and fountains throughout the yard for visual aesthetics and the fountains have become a favorite bathing place for local birds.

### Our Story

---

After trying for years to maintain grass in our backyard area and colorful annual flowers in our center planter, we felt it was no longer worth the labor to maintain it and the expense for the water usage and replacement of plants and flowers. Replacing grass/crab grass with high artificial turf made a huge difference that keeps on giving. The grass looks well maintained and green all year and our water usage dropped about 20%. Due to the natural contouring of the artificial grass, most people are surprised it is artificial turf. Receiving the rebate was a nice bonus, but overall it was well worth the cost to replace the grass with the artificial turf.

Replacing the annuals and roses in the center planter with succulents and a fountain was a win-win. Again, it is all very low maintenance, requires little water, and an added bonus is that I can easily take cuttings from these succulents and continue to spread them around the yard at no additional cost.

The slope bank is an on-going project. As older plants die, we are replacing them with succulents or drought tolerant plants. We think having a combination of succulents and regular plants give a more complex and interesting appearance on the slope bank than just all ground cover or all succulents.

My husband added LED lighting throughout the backyard and slope bank that creates a dramatic look at night and highlights the unusual shapes and color of some of the succulents and trees.

### **Irrigation System and Irrigation Schedule**

Drip system around the edge with a few sprinkler heads on an automatic timer. During the winter, we water once a week for five minutes and turn it off during the rainy season. During the summer we water three times a week for five minutes each time. We removed the sprinkler heads from the grassy area once we put in the artificial turf.

The backyard slope bank has sprinkler heads that are manually turned on and off. During the summer we turn them on for 10 minutes once a week and during the rest of the year we turn them on every other week. We manually water with the hose as needed on really hot days.

For years we collected rain water from the gutters and used it to water, but this year we put in new rain gutters, but we do connect irrigation tubing to the downspout and let the water runoff onto the grass in the front yard.

















# WaterSmart Landscape Contest

**CONTEST ENTRY DEADLINE: APRIL 30, 2018**

Account Owner's  
Name:

Wade Maurer - # 4758043000

Account Number:

Property Address:

Owner's Phone#:

City & Zip Code:

Owner's Email:

### Irrigation System and Irrigation Schedule:

*Please describe your irrigation system components (drip line, rotating sprinkler heads, rain barrels, laundry to landscape/graywater, etc.) and irrigation schedule (approximate number of minutes per cycle and cycles per week, run at only certain times of year - summer only, etc.)*

We have a drip line with built-in emitters that runs 10 minutes 3 times per week in the summer and fall (when it's not raining).

Approximate Date of Landscape Installation or Re-Landscaping Project:

November 19, 2016

By signing the contest application, I authorize publication of photographs I have submitted (or those taken by others) of my landscape, and my name for the purpose of promoting water efficiency programs.

**Your local water agency will not publish the address of the contest winner without the account owner's consent in order to protect privacy.**

Signature of Account Holder: Wade Maurer - # 4758043000

Date Signed: 4/21/2018

Required materials to include with this signed application form:

- Photos of your landscape
  - ✓ Include an overall view or "curb appeal" as viewed from the street.
  - ✓ Before and after photos are great too if you have them.
  - ✓ 10 photos maximum. Your water agency may visit your property to take additional photos.
  - ✓ Maximum size of all photos combined attached to your submitted email should be 8 MB (NO LARGER). Please reduce the size of each of your photos if they are larger than 1 MB each.
- List of the water-wise plants in your landscape
- A written explanation of why you elected to install a WaterSmart landscape, the design and installation process and any unexpected benefits. **We want to hear your story!**

How did you hear about this landscape contest? (Example: Poster at a local garden, water agency newsletter, etc.)

googled "yard contest"

Send this contest application form, the items listed above, and photos to your water agency's email address or postal mail address listed on [www.watersmartsd.org/news/watersmart-landscape-contest](http://www.watersmartsd.org/news/watersmart-landscape-contest)

## WaterSmart Yard Contest 2018

**Name on Account: Wade Maurer**

**Account Number:** [REDACTED]

Entry Submitted by Eileen Maurer

Phone number: [REDACTED]

### **How I found out about this contest:**

I like our yard so much, I googled "yard contest" to see if there was a contest that I could enter and I found WaterSmart Landscape Contest.

### **List of plants:**

1. Dwarf Red Fountain Grass (*Pennisetum setaceum rubrum*)
2. Ruby Grass (*Melinis nerviglumis*)
3. Bamboo Rush (*Chondropetalum tectorum*)
4. Tropic-Tillo (*Pedilanthus bracteatus*)
5. Sweet Lavender (*Lavandula heterophylla*)
6. Goodwin Creek Lavendar (*Lavandula Goodwin Creek*)
7. Kangaroo Paw (*Anigozanthos*)
8. Cordyline
9. Lantana
10. Society garlic
11. Palm tree
12. Echinopsis Cactus
13. Aloe Vera
14. Allium?

### **Why we elected to install a WaterSmart landscape:**

Beyond the logic of wanting to use less water in drought-stricken California, we also wanted to move from a boring, conventional grass yard to an interesting, funky, attention-grabbing yard that would make our house stand out, even in our suburban tract housing development.

### **Design and Installation Process:**

We did all the labor and planting ourselves, including transporting and unloading and placing the rocks.

We weren't 100% sure what we wanted, so we let the design evolve organically as we went along. The only thing we knew for certain was that we wanted to create a rock "riverbed" by filling a diagonal vale (depression) in our yard that stretched from the bottom corner near our driveway to the far corner nearer to our house. So we did that first. And then we let a couple of weeks pass by while we turned over some ideas in our minds.

We both thought that it would be neat if there were graceful grasses leaning over the rocks, so we planted the dwarf red fountain grass. We also planted a variety of shorter grasses in front of the rock river. And then we let a couple of weeks pass by while we turned over some ideas in our minds.

We decided to plant kangaroo paws behind the grasses because we knew they would be tall enough to show and we liked all the different colors they came in. I also wanted some lavender near the front door (for their scent), so I could snap off a few blooms whenever I came in. We had a large potted aloe vera that fit well near the lavender. And then we let a couple of weeks pass by while we turned over some ideas in our minds for the front half of the yard.

We wanted more color and blooming plants that people could see from the street, They also had to be shorter so they wouldn't block the stuff we already planted. I love blooming cactus so I made an area that would accommodate several (we only have one but may buy more in the future) and I thought it would be very Californian to include a palm tree and a large rock that was already in our yard. We also put in the delicate society garlic flowers. And then we let a couple of weeks pass by while we turned over some ideas in our minds for the front half of the yard.

We didn't want to fill the whole rest of the yard with plants...so we thought about a rock design. We played with yin/yang but it wasn't working. I considered a labyrinth, but our yard is too small – but we both liked the idea of a spiral in white rock. We also bought lantana for the blooms and made a circle next to the spiral. I like the tall pink Cordyline that grows up like a Seuss plant (I hope we got the right kind) so we put one of those in the middle of the circle and another in the middle of the spiral. And then we let a couple of weeks pass by while we turned over some ideas in our minds for the rest of the yard.

I wanted a taller, really unique plant to visually define the front corner of the yard near the driveway, so that we wouldn't accidentally cut across our yard when we pulled in to park. WaterWise had a huge Tropic-Tillo on their grounds and I loved it, so we bought one, even though it was pretty pricey. Those little mounds of grass with the cute round pink blooms (don't know the name) are so charming, so we circled those all the way around the spiral. Lastly we filled in the rest of the space with bark.

**Unexpected benefits:**

We've met more of our neighbors, because they've stopped by to compliment us. Our yard makes me feel creative and original. I feel content when I come home.



























# WaterSmart Landscape Contest

RECEIVED

APR 30 2018

VISTA IRRIGATION DIST

12:31 PM

**CONTEST ENTRY DEADLINE: APRIL 30, 2018**

Account Owner's Name:

Account Number:

Property Address:

Owner's Phone #:

City & Zip Code:

Owner's Email:

**Irrigation System and Irrigation Schedule:**

Please describe your irrigation system components (drip line, rotating sprinkler heads, rain barrels, laundry to landscape/graywater, etc.) and irrigation schedule (approximate number of minutes per cycle and cycles per week, run at only certain times of year - summer only, etc.)

SEE ATTACHMENT.

Approximate Date of Landscape Installation or Re-Landscaping Project:

By signing the contest application, I authorize publication of photographs I have submitted (or those taken by others) of my landscape, and my name for the purpose of promoting water efficiency programs.

Your local water agency will not publish the address of the contest winner without the account owner's consent in order to protect privacy.

Signature of Account Holder:

Date Signed:

**Required materials to include with this signed application form:**

- Up to 10 photos of your landscape, including at least one overall view or "curb appeal" as viewed from the street.
  - ✓ Water agency staff may visit your property to take additional photos.
  - ✓ Provide before and after shots, if possible.
  - ✓ Write your name and property address on the back of each photo (photos will not be returned).
- List of the water-wise plants in your landscape.
- A written explanation of why you elected to install a WaterSmart landscape, the design and installation process and any unexpected benefits. **We want to hear your story!**

How did you hear about this landscape contest? (Example: Poster at a local garden, water agency newsletter, etc.)

WATERSMART SD. OF G

Send the contest application form with the items listed above to your servicing water agency listed below. **NOTE:** Only these water agencies are participating in the contest.

California American Water  
1025 Palm Ave.  
Imperial Beach, CA 91932  
Cristina Saldaña (619) 446-5706

City of San Diego  
525 B Street, Suite 300, MS 906  
San Diego, CA 92101  
Anthony Moore (619) 533-5312

Otay Water District  
2554 Sweetwater Springs Blvd.,  
Spring Valley, CA 91978  
Eileen Salmeron (619) 670-2255

Sweetwater Authority  
P.O. Box 2328  
Chula Vista, CA 91912  
Clay Clifton (619) 409-6779

City of Escondido  
201 North Broadway,  
Escondido, CA 92025  
Water Conservation Division  
Kim Silva (760) 839-4076

Helix Water District  
7811 University Ave.  
La Mesa, CA 91942  
Vince Dambrose (619) 667-6226

Padre Dam Municipal Water District  
P.O. Box 719003  
Santee, CA 92072  
Emma Shea (619) 258-4613

Vallecitos Water District  
201 Vallecitos De Oro  
San Marcos, CA 92069  
Alicia Yerman (760) 744-0460 ext.223

City of Oceanside  
300 North Coast Hwy  
Oceanside, CA 92054  
Teresa Gomez (760) 435-5800

Olivenhain MWD  
1966 Olivenhain Road  
Encinitas, CA 92024  
Jessica Cleaver (760) 632-4641

San Dieguito Water District  
160 Calle Magdalena  
Encinitas, CA 92024-3721  
Kristy Bequette (760) 633-2676

Vista Irrigation District  
1391 Engineer St.  
Vista, CA 92081  
Brent Reyes (760) 597-3107

Marjeri & Herbie Smith



**Irrigation System & Schedule:**

**Front yard –**

*Landscape:* Drip irrigation @ 10 mins / 1x week

**Back Yard –**

*Hillside:* Drip irrigation @ 10 mins / 1x week + Laundry-to-landscape

*Lawn:* Sprinkler heads @ 10 mins / 3x week

*Rain Cistern:* 320 gallon rain barrel for use on all potted plants

**Water-wise plants in landscape:**

- |  |   |
|--|---|
| <input type="checkbox"/> Foxtail Agave         | <input type="checkbox"/> Purple sage        |
| <input type="checkbox"/> Senecio               | <input type="checkbox"/> Rosemary           |
| <input type="checkbox"/> Hummingbird sage      | <input type="checkbox"/> California fescue  |
| <input type="checkbox"/> Creeping wild rye     | <input type="checkbox"/> Milkweed           |
| <input type="checkbox"/> Myoporum              | <input type="checkbox"/> Yarrow             |
| <input type="checkbox"/> Kangaroo Paw          | <input type="checkbox"/> Firesticks         |
| <input type="checkbox"/> Pride of madeira      | <input type="checkbox"/> Rockrose           |
| <input type="checkbox"/> Jade                  | <input type="checkbox"/> Rock pursulane     |
| <input type="checkbox"/> Mexican feather grass | <input type="checkbox"/> Aloe               |
| <input type="checkbox"/> Mexican sage          | <input type="checkbox"/> Yucca              |
| <input type="checkbox"/> Blue fescue           | <input type="checkbox"/> Various succulents |

**Explanation:**

Upon purchasing our first home, we became hyper-conscious of the drought conditions living here in San Diego and wanted to be mindful of our use of resources. This became incredibly clear over our first year in the home, spending lots of time, money and water in an attempt to maintain the curb appeal of our lawn. Upon researching and visiting other California native landscapes, we began to realize the benefits of replacing our turf with a beautiful landscape, which also serves as a thriving ecosystem!

After months of planning, we applied for and received a turf-replacement grant and decided to tackle the entire makeover as a family. As a family, we did the research on the plants we wanted to include in our palette, completed demolition of our lawn, dug and formed the swells, installed the drip irrigation, and planted the landscape. A key element of our design was the integration of bio-swells and a functional creek bed that collects all rainwater from the back and front yard rain gutters during rain events. The creek bed can capture and store hundreds of gallons of water, reducing run-off on our property and allowing water to percolate into the ground. The creek bed sets the stage for the rest of our yard, which includes a rock bridge, secret pathways and a sitting area to enjoy the hummingbirds and butterflies that visit each day. Our key to

success – mulch, mulch & more mulch! We introduce fresh mulch as much as possible to suppress weeds and retain moisture for thirsty plants. The landscape plans were mindful of our long-term goals for the yard and did not include the use of weed barriers, wire or any materials that would compromise oxygen and/or microbial exchanges. We also create all of our own compost and compost tea on-site to fertilize the various plants in our homestead.

Since the installation, the yard has been incredibly low-maintenance and reduced our water usage by over 50%. The process has allowed for dialogue with our children about the role we each play in society to reduce our dependence on water and other natural resources. We talk frequently about the "homestead" we are trying to achieve by integrating greywater technologies such as our laundry-to-landscape system and rainwater harvesting system, which allows us to reduce our impact on the planet. As a homeowner, making changes like replacing our turf do not feel like a compromise. By replacing our lawn, we increased our "curb appeal" while reducing landscaping maintenance and water costs – two things anyone can appreciate! We are proud of what we have achieved within the budget of our turf replacement grant. We want other homeowners to know that a result like our can be achieved independently without the help of contractors or landscape specialists!

Healthy regard,  
The Smiths













# WaterSmart Landscape Contest

**CONTEST ENTRY DEADLINE: APRIL 30, 2018**

Account Owner's Name:

Account Number:

Property Address:

Owner's Phone#:

City & Zip Code:

Owner's Email:

### Irrigation System and Irrigation Schedule:

*Please describe your irrigation system components (drip line, rotating sprinkler heads, rain barrels, laundry to landscape/graywater, etc.) and irrigation schedule (approximate number of minutes per cycle and cycles per week, run at only certain times of year - summer only, etc.)*

Drip Line. Schedule is 5 minutes per cycle 2 times a week in summer and as needed in winter.

### Approximate Date of Landscape Installation or Re-Landscaping Project:

May, 2015

By signing the contest application, I authorize publication of photographs I have submitted (or those taken by others) of my landscape, and my name for the purpose of promoting water efficiency programs.

**Your local water agency will not publish the address of the contest winner without the account owner's consent in order to protect privacy.**

Signature of Account Holder:

Date Signed:

Required materials to include with this signed application form:

- Photos of your landscape
  - ✓ Include an overall view or "curb appeal" as viewed from the street.
  - ✓ Before and after photos are great too if you have them.
  - ✓ 10 photos maximum. Your water agency may visit your property to take additional photos.
  - ✓ Maximum size of all photos combined attached to your submitted email should be 8 MB (NO LARGER). Please reduce the size of each of your photos if they are larger than 1 MB each.
- List of the water-wise plants in your landscape
- A written explanation of why you elected to install a WaterSmart landscape, the design and installation process and any unexpected benefits. **We want to hear your story!**

How did you hear about this landscape contest? (Example: Poster at a local garden, water agency newsletter, etc.)

Send this contest application form, the items listed above, and photos to your water agency's email address or postal mail address listed on [www.watersmart.sd.org/news/watersmart-landscape-contest](http://www.watersmart.sd.org/news/watersmart-landscape-contest)

## Story

### **Our Experience with this effort is as follows:**

We had a combined 2,555 square feet of grass in our yards, both front and back, and our water bills were soaring out of sight. It was not uncommon to have our water bill well over \$300, particularly in the summer months. Due to watering restrictions, both our front and back grasses were either yellow, dying or looking very thirsty. We heard about the program through a friend at work and I took the time to look it up on the VID website. As luck would have it, we were in the process of having our crumbling asphalt driveway demolished and replaced with concrete. When the workers were demolishing the driveway, I asked the Bobcat driver what he would charge to remove our front grass. He said "Nothing, I'm here anyway and it should only take me 20 minutes to tear it out". So, I had him do that in preparation for the Watersmart project. At the same time I asked my concrete guys if they knew anyone that could do landscaping in my front and back. One of them said "Yes, Me". So, I contracted he and the Bobcat driver to tear out all the grass in the back yard as well and do the landscaping. My wife and I took some graph paper and completely measured the front and back yards and created to-scale drawings of both yards. My wife then began sketching out design possibilities and I added the idea for the Horseshoe pit. Once we had the drawing completed, we bought all of the planter edging, plants, bark and rocks and the concrete and Bobcat guys (now temporary landscapers), completed the work in just a week or so. We couldn't be happier with the results as we almost never do anything to either area except to blow them off after a storm and pull minor weeds which are minimal due to weed barriers we put down before laying down the bark and rock. And: NO MORE WATERING except for drip on just a few of the plants.

**The WaterSmart Plants we planted were:** Assorted Agave and Aloe plants, Firesticks, Rosemary, Cactus and other assorted succulents























